



Endeavour Residential N73 + CL1 Standing

Time of use pricing with controlled load

1300658519

www.discoverenergy.com.au

Pricing Summary*

Supply charge	Usage charge	Controlled load usage charge
104.50c per day	34.41 to 40.66c per kWh	24.41c per kWh

This plan includes demand charges. A demand charge is an additional charge that does not appear in the Energy Made Easy price estimate. See demand charge pricing below.

*All prices listed are inclusive of GST except where indicated.

Estimated cost

per year		
Low	Medium	High
1 person 8.5 kWh/day	2-3 people 15.0 kWh/day	4-5+ people 21.6 kWh/day
\$1,530	\$2,410	\$3,300

Estimated prices are based on typical usage in your postcode, with regular usage on weekday afternoons and evenings. Prices are not personal estimates and your household's usage may vary. Prices exclude solar payments, concessions and bonuses (no discounts available).

Prices

Supply charge

104.50c per day



Time of use charges

Time of use charges table

Kilowatt hour (kWh) is a unit of measurement for electricity.



High season: 1 Nov - 31 Mar

ALL WEEK

-  **Peak time (2:00pm to 11:59pm, 12:00am to 9:59am)**
40.66c per kWh
-  **Off-peak time (10:00am to 1:59pm)**
34.41c per kWh

Low season: 1 Apr - 31 Oct

ALL WEEK

-  **Peak time (2:00pm to 11:59pm, 12:00am to 9:59am)**
40.66c per kWh
-  **Off-peak time (10:00am to 1:59pm)**
34.41c per kWh

Controlled load usage charge

Possible controlled load charges determined by the energy company

Controlled Load 1

Controlled Load 1 (N50) applies where supply to approved specified appliances is controlled such that supply may not be available between 7:00am and 10:00pm

24.41c per kWh

All usage

Demand charges

Name	Description	Demand charge rate
High season Demand Charge	A charge per kW per day for the maximum demand in a calendar month during November to March between 4 pm to 8 pm business days (inclusive)	\$0.1570 per/kW/day
Low season Demand Charge	A charge per kW per day for the maximum demand in a calendar month during April to October between 4 pm to 8 pm business days (inclusive)	\$0.0812 per/kW/day

Plan Fees

One off fees

Move-in / new connection fee	\$142.59
Fee may apply when your property is reconnected (including when you move). Fee may vary (GST inclusive).	

Other fees

Credit card payment fee	1%
Credit Card Payment Processing Fee	
Late payment fee	\$12.00
Fee may be charged if payment is late (GST inclusive).	
Disconnection fee	\$142.59
Fee may be charged for reading your meter when you move out of a property or change retailer (GST inclusive). Fees may vary.	
Direct debit dishonour fee	\$9.50
Fee may be charged if payment is dishonoured or reversed.	
Other Fee	\$63.69
Special meter read fee. Fee may vary (GST inclusive).	

More Info

Contract Details

Effective from

25 Jul 2025

Contract length

No contract term

Contract expiry

Ongoing contract with no contract term.

Distributor

Endeavour

Meter restrictions

Available for premises with a Smart meter, Smart meter (no communications) and Basic meter

Billing and price details

Billing period

Flexible billing options. Monthly billing available.

Payment options

Direct debit Credit card BPAY Paper bill

Prices are not fixed

Discover Energy may vary the rates and charges throughout the contract term, we will notify you of any changes to pricing or contract terms and conditions in writing at least 5 business days prior.

Terms & conditions


Terms & Conditions apply. For full terms and conditions, visit www.discoverenergy.com.au

Additional fee information

For information on additional fees that may apply, please see the website:

<https://help.discoverenergy.com.au/hc/en-us/sections/1500000447602-General-Questions>

Discover Energy contact details

 1300658519

 www.discoverenergy.com.au

Energy Made Easy is an Australian Government website where you can compare energy plans.

Visit energymadeeasy.gov.au

